


Block callers not in contacts android

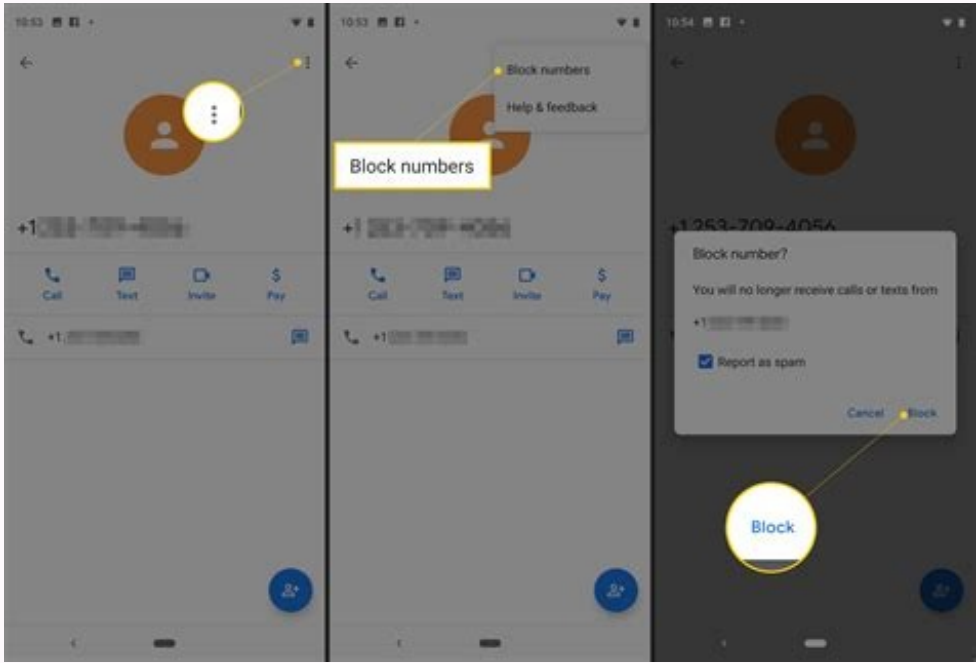
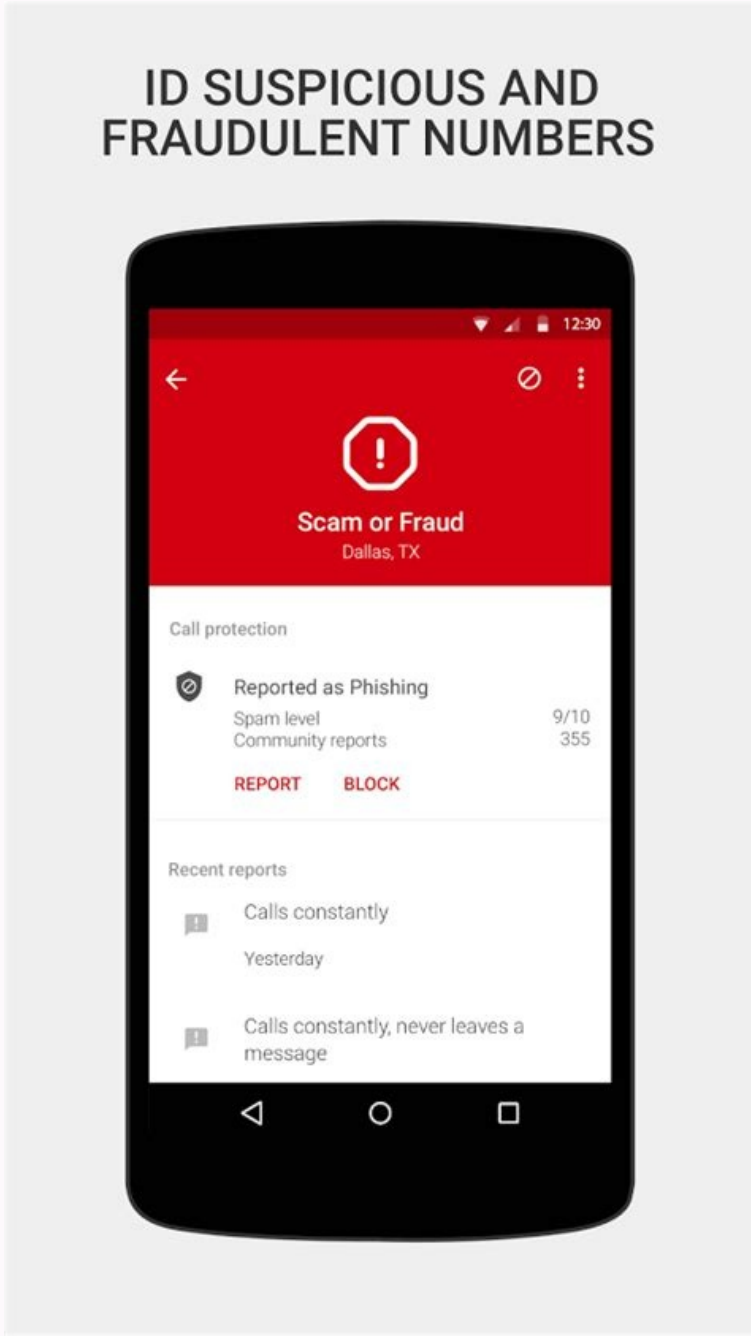
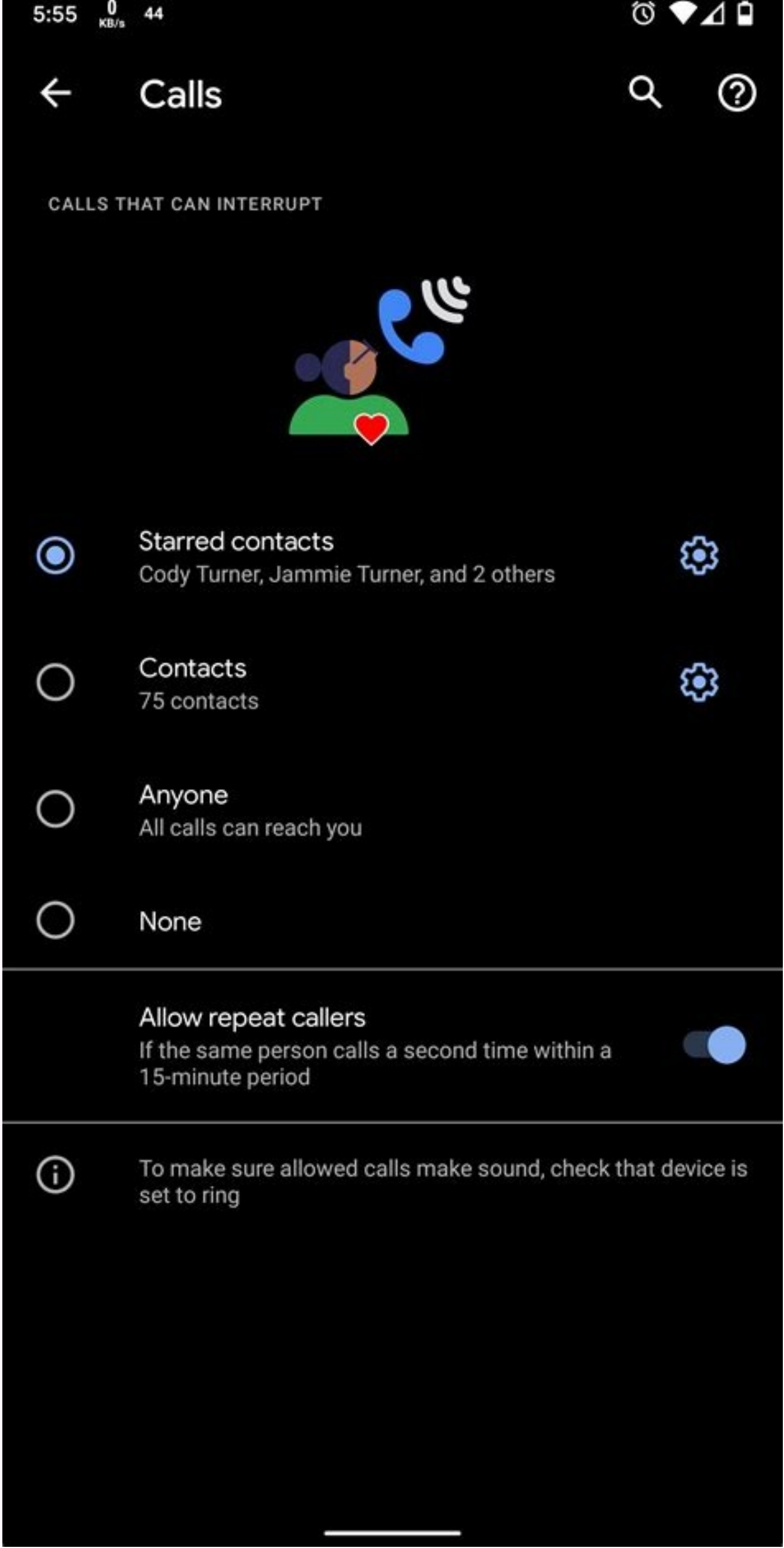
☐

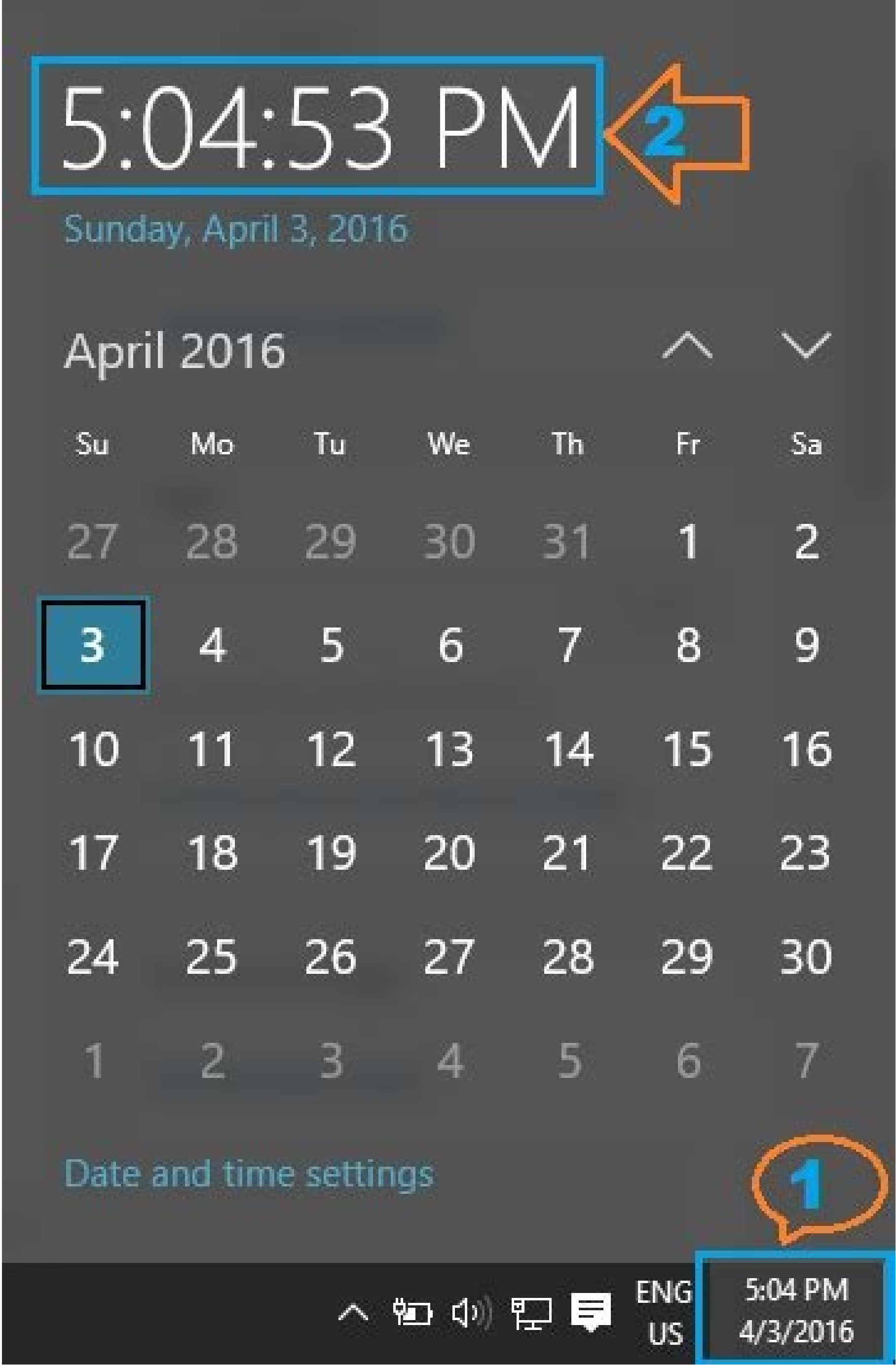
I'm not robot

  
reCAPTCHA

Continue







Android block all numbers not in contacts. How to block calls not in contacts. How to block callers not in contacts.

One of the disadvantages of your regular phone in your pocket is unwanted calls. Of course, you will not accept the call, but it is still frustrating. This can be avoided by blocking unknown numbers for Android. What is a "unknown" number? We'll show you how to block calls from "unknown" numbers, but what does that really mean? In short, it blocked any call from a private or unknown number. This does not mean that it will block calls from numbers that do not exist in your contacts like your iPhone. Private and unknown calls appear as a direct calling ID without a phone number. Blocking these calls will not be blocked from conventional phone numbers, even if you don't have them in contacts. Packed: Add a dialog on the Android Main screen how to block unknown calling from Google first, show how to block unknown caller from Google Phone. During the installation, you will be prompted to set it as default, but you will be prompted to set it as default. If you miss this option, you can do this in Settings> Programs> Default> Application for Phone. Now go to Google Phone and click the Three Dots menu icon in the upper right corner. Choose "Settings". Turn on the "unknown" option. That is all! You will no longer receive calls from anonymous callers. How to block an unknown caller If you have Samsung Galaxy and do not want to use Google Phone, we will show you how it works with the standard Samsung Collector. Open the "Phone" app and click the three "keyboard" menu icon in the upper right corner. Select "Settings" from the menu. Go to "Block Numbers". Turn on the "Unknown / Blocking Numbers Blocking" switch. Everything is ready! Calls from unidentified numbers will no longer ring. We hope this will reduce the number of calls you need to ignore. Android also has other tools that you can use to reduce spam calls. Related: If you do not want to receive calls from a particular phone number, you can block automatic junk calls using "Vrped Calls" for Android. When the number tries to call you, the phone automatically refuses the call. Block the number, open the app on your phone. More moving stories. Click the call from the number you want to block. Click to block/report spam. Tip: If a voicemail is allowed, blocked callers cannot leave voice messages. To learn how to do thisOne of the constant defects bearing the phone in your pocket is unwanted calls. Of course, you cannot answer the call, but it's always boring. You can avoid this by blocking unknown numbers on Android. What is the "unknown" number? We will show you how to block the calls of "unknown" numbers, but what does it really mean? In short, block any connection from a private or unknown number. This does not mean that it will block calls for numbers that are not contained in contacts, as on the iPhone. Private and unknown connections are literally displayed on the Subscriber of Subscribers Connections without telephone number. The blocking of these connections will not lead to blocking calls from normal phone numbers, even if there are no contacts. In connection with: how to add a contact on the main screen on Android how to block Google's sub-able first, we will show you how to block unknown "Phone Google" subscribers. You can download the application from the Play Store Store and install it as default number. During installation, you will be invited to install it by default, but if you get lost, you can do it in "Settings"> "Applications"> "Default applications"> "" Application for the phone ". Go now On "Google phone" and touch the three -point menu icon in the upper right corner. Select "Settings" from the menu. Choose "Blocked numbers". Turn on the "unknown" switch. That's it! Receive more calls from unknown subscribers. How to block unknown subscribers on a Samsung phone, if you have a Samsung Galaxy phone and you do not want to use the Google Phone application, we will show how it works with the Samsung standard number. Open the "telephone" application and on the "keyboard" card, press the three -point menu icon in the upper right corner. Select "Settings" in the menu. Go to "Block the numbers". Light L 'Block / Block / Numbers Unknown ". Out is ready! Connections from unknown numbers will no longer fit the phone. I hope this will reduce the number of connections that you will have to ignore. Android has other tools that can be used to limit spam connections. In connection with: how to avoid spam robots using "confirmed connections" on Android, if you do not wish to receive calls from a specific phone number, you can block them. When the number tries to call you, the phone automatically rejects the connection. Block the number Open the "phone" request. Click on "Still" at the magazine Call. Press the call for the number you want to block. Click on the block / spam coefficient. Advise. If visual vocal mail is activated, blocked subscribers cannot leave the new vocals. "Find out howIn visual voicemail. Blocking unknown numbers open phone application. Touch more. Touch settings blocked the numbers. Enable unknown. This will block calls from private or unknown numbers. You will continue to receive calls from phone numbers that are not saved in your contacts. Unblock number open phone. Touch more. Touch settings blocked the numbers. Next to the number you want to unblock, tap Clear Unblock. Tip. Calls received from the number until it has been closed will not appear in your call history. Ask the community to get answers from community experts. Here is a guide to block all incoming phone calls from numbers not included in your Android phone's contact list: Android, Huawei, Xiaomi, Meizu. Blocking one caller on Android is pretty simple, but what if you bombarded multiple calls from different strange phone numbers? Of course, you can block them one by one, but you will get unwanted calls every time. In this case, whitelist technology will help you. You should block all strangers (callers whose numbers are not in your contacts), but let all your contacts easily contact you. In this article, we will explain how to block strangers with built-in phone apps and how to do it with third-party call managers. In this way, by activating one option on your phone, you will be able to block calls from spam distributors, scammers, annoying telemarketers. Actions vary by phone model. Related: My communication etiquette or how I hate contacting me [content] how to block incoming calls from strangers - phone numbers that are not in my contact list: Android Launch the application: Tap the icon in the three dot menu. Top right to access app phone settings: Now select Blocked Numbers; and here tell Google Phone app block people who don't know that including missing contact number: 2020. Update: Unfortunately Google has removed this option for some reason. Close calls from strangers Huawei Emu 10 and EMU 9 Open phone/contact app. Tap the three dots icon in the upper right corner. Select Blocked: Go to Call Block Conditions: If your phone is running on EMI 10, turn on Block unknown numbers: Block calls from strangers on Huawei phones with EMUI 10.1, if your device is running on EMI 9, turn on Block Strangers: Block Calls. from unknown people. -Contacts EMU 9.1 EMU 8 Emui 8's actions are a bit different: openAppendix: Press the Three Points and select "Blocked": Click the blocking rules at the bottom of the screen: click the search rules for the search: and here you can finally block all foreigners: you can activate Saomi Sad News for 12 users from MIUI. 12 There are no more Xiaomi Converter applications (now the Google telephone application has been installed in advance), if you do not install the third application, you cannot block searches from foreigners. Only Miui 12 Rom in China contains the use of Xiaomi converter. Launch the Miui 11 converters. Touch the sandwich icon in the lower left corner: select "Settings: Open the list blocked here: Press the list of viewing": and finally activate the connections from foreigners: activate the compounds from foreigners: they block the compounds from people who are not In the list of people (MIUI 11 and 10) MIUI 9 connect the Open application: Press the Hamburger (Menu) icon in the lower left corner: Now make sure that the lock list is turned on (if not). Then go to the spotlight lock list: Open the search for foreigners here: in Meizu (Flyme 7 and 8). Block calls from foreigners, open the use of the phone: Take the three points icon in the upper right corner. Open the screen and select "Settings": Select a blocked list: Press the wheel of the wheel in the upper right corner: Select the filtering search and finally block the search from foreigners: as you know, the third part application (Samsung Galaxy), not Samsung Galaxy. OnePlus devices cannot block the number of foreigners in built -in converters. The only option for such unique phones and tablets is to use the third search control application. We can recommend blocking VLAD LEE connections that can be easily found in the Google Play store. All you need to do is to install the application. Give all the necessary permits. Go to the lock tab. Make sure the lock itself is open. Activate unknown numbers (block all numbers except people): after setting up the application, all searches from unknown numbers deviate. According to user reviews in May 2020, this application cannot lock. Filtering on OnePlus devices. We would be grateful if you give us an opinion on this topic. What will be text messages from those who are not people? Very simple, but it should be defined. If your phone has a search function from foreigners, it usually has the same short messages: some phones support short messages to block the keyword: but here it is more careful. The truth is that if you blockYou may lose messages from unknown senders, such as Google or another service approval code, and you won't be able to sign in or confirm an important operation. These are just a few examples. There are others. Therefore, when it comes to short messages, it is better to block individual senders and not filter all SMS from unknown numbers. You may already know from another guide if you have blocked a certain phone number on the phone program, text messages will also be blocked. We hope you now know how to get rid of annoying scammers, junk mailers, telemarketers and other unwanted strangers on your smartphone. If you have more information about blocking calls from non-contacts in Android, share it in the comments. Good luck! Android smartphones make communicating with family and friends easier. However, not all calls are answered. Posts, strangers, telemarketing personnel and other unwanted callers can annoy. There is an easy solution to block specific callers, i.e. block them. This guide will show you how to block your phone number for Android. RELATED: Android Settings, to change quick reply to block phone number on Android opening phone app and go recently. Press and hold the number you want to block and select Block / Report Spam. Choose if you want to report spam, then confirm by saving to block. You can also find the contact you want to block by opening the Contacts tab by selecting a person, saving the three-dot menu button, and selecting numbers. Choose if you want to report spam and hit a block. Check out the major sections some carriers do that Edgars Cervantes / Android Authority Want to get rid of those annoying callers? It works from the phone, but what if you change the handset often? Maybe you want it to be done more systematically? Some US carriers, including the big three (Verizon, AT&T, and T-Mobile), allow you to block certain numbers at the service level. Terms and conditions apply - keep checking out what big four carriers have to offer before you go. Phone Number Blocking Using Different Devices Triggso / Android Authority Most of these days Android phones have easy and usual ways to block certain numbers. However, this was not always the case, many original equipment manufacturers had to create this function themselves. Depending on your device, We need to make more efforts to block these telemarketologists. We mention that we cannot take the necessary steps in order to block the calls on each phone without the need to block. However, we can show you how to block the calling subscribers on the best Android devices. If you want to block your phone number on the standard Android phone, such as Pixel 6, here's how to block the phone number in the Android Triggs / Android Authority warehouse. Most phones probably have a similar process. That is why we decided to cover these devices first. It can be obtained in three types. Use the section in the "Phone" section: Open the "Phone" application. Go to the Contacts tab. Find and click the person you want to block. Click the menu button with three points. Select the lock lock. Choose if you want to report numbers as spam. Click to block. Use the last of the latter on the phone: Open the Phone application. Go to the last section. Click and hold the number you want to block. Click block/report spam. Install or disconnect the scope of reports to report on the call as spam. Select the lock. In the phone settings: Open the application for the phone. Press the menu button with three points in the upper right corner. Select the settings. Select blocked numbers. A list of your blocked numbers is also displayed. Click the lid. Enter the number and press the block. Another good option is to use the above - mentioned unknown settings that block all unidentified subscribers. For example, you block the numbers in Samsungert Triggs/Android AuthoritySamsung, one of the largest manufacturers of smartphones in the region, which owns more than 21% of the smartphone market. There is a high probability that this is the right section for you. You can block the number through contacts or phone calls. Contact locks: open a personal application. Click on the person you want to block. In the lower right corner, press the menu with several menus. Press the lock button. Click block again. Blocking on the phone: Open the "Phone" application. Click the menu button with three points. Select the settings. Find and click part of the block. Select add phone number. You can also subtract numbers from the younger or persons. If you enter the phone number, press the +button to add the contacts. You can also switch to blocked unknown/private numbers to remove all unknown subscribers. Note. These instructions were created for the Samsung Galaxy S10 Plus with Android 12. The steps may differ slightly depending on the dependeceand software version. How to block calls on LGnynl phones, we will show you how to block your phone number if you have an LG phone. Although there are no new markets, it is important to know how to use your phone. The process is similar to other phones on this list, but with some minor differences. Block from the latest section: Open the Phone app and go to the latest tab. Click on the last number or contact. Press the 3-Three button in the upper right corner and select Block Number. Confirm by selecting the block. Block from panel: Open the phone app to select on the screen. Click the three-dot Menu button. Go to call settings. Choose to block calls and ignore notification. Go to blocked numbers. Click the + button. Choose whether to block the number from contacts, contact logs or a new number. Select or enter a number and follow the instructions. Note: These instructions were created using an LG Wing running Android 10. The steps may vary slightly depending on the device and software version. If the external app to block Hinty / Android AuthorityPokud has no connectivity feature on your Android phone or is present but missing, you may be interested in how to block a phone number with another method. Fortunately, you can choose from many third-party call blocking apps in the Google Play Store. It is especially worth noting that Mr. The number causes connection blocker and blacklist. Next: See. Numeric mr. Number is a free Android application that allows you to block unwanted calls and SMS on your mobile phone. This app protects your phone from spam and allows you to block incoming calls from individuals and companies. You can block incoming calls from individual numbers, preferences or even the whole country. You can also block private and unknown numbers by sending them directly to voicemail, and report spam links to warn others using the app. If you want to try it, download it from the link below. Call Blocker Call Blocker like Mr Number and other calls to block calls. It blocks unwanted calls and spam, and even creates a call reminder feature to help you find unknown numbers. There is also a list of numbers that are enabled to store numbers that can always be purchased. Click the button below to download it to your device. Finally Search Blacklist but our list is neither missing nor more, free but ad-supported Search Blacklist is a simple applist of contacts you don't want to allow to contact your phone. An ad-free premium version is also available for around \$2. To block calls with the call blacklist, start the app and add the contact number in the "BlackList" tab. You can add a number using contacts, call logs, message logs or manually. This is the plug that is stored in the black list, can no longer reach your Android phone. FAQ Do I need to re-fabrate my phone numbers when I change my device? Depending on. You need to block the numbers again if you have blocked them at the smartphone level, e.g. B. Using the phone app or a third-party app. If you've blocked a number from your mobile provider, do it at the network level so you'll be ported to other devices you switch to. Can I call or text someone that I'm blocked? No. You need to unblock the number to contact him. Is there a limit to the number of numbers I can block? NO. You can block people, scammers and marketing calls until your fingers fall off! Exhaust!

